

AFFINITY 3D HINGE

SUITABLE FOR TIMBER & COMPOSITE DOORS

AFFINITY



Technical Information

Assessment Data

Performance: Endurance tested to 100,000 operations in accordance to BS EN 12209:2003 (3 Hinges, 100Kg sash)

Corrosion Resistance: All finishes meet requirements of BS EN 1670:2007 - grade 5 (480 hrs Salt Spray)

Material Specifications

Hinge Leaf/Body/Pins: Carbon Steel/Zinc

Powder Coating: White, Black, Brown and Caramel, 60 microns minimum coating thickness

PVD/Chrome Coating: Champagne Gold, Chrome and Trivalent, multiple layer plating process

Additional Information

Box Quantity: 40

Jig: COMPUJIG

- Secured by Design accredited
- Meets the security requirements of PAS04
- Discrete traditional Butt hinge look with active 3D adjustment
- Simple allen key control over independent vertical, horizontal and compression adjustment - no need to release any fixings or the door leaf
- 0.75mm compression adjustment
- ± 4mm horizontal (lateral) adjustment
- ± 2mm vertical adjustment
- Robust construction - endurance tested to 100,000 cycles on 100kg sash (3 hinges)
- Fast fit - one piece, no parts to loose!
- Available in White, Black, Brown, Caramel, Champagne Gold, Chrome & Trivalent finishes

CODE	FINISH	LEFT	RIGHT
DNCDH	WH	LH	RH
DNCDH	BL	LH	RH
DNCDH	BR	LH	RH
DNCDH	C	LH	RH
DNCDH	CG	LH	RH
DNCDH	CH	LH	RH
DNCDH	T	LH	RH

Example: DNCDHWLH = Affinity 3D Composite Door Hinge, White, Left Hand.



White (WH)




Black (BL)



Brown (BR)



Tan (TN)



Champagne Gold (CG)



Chrome (CH)



Trivalent (T)

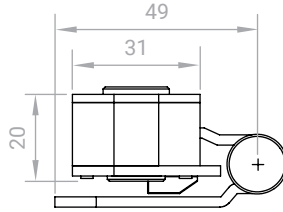


ROUTING GUIDE

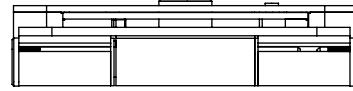


SIMPLE 3D ADJUSTMENT

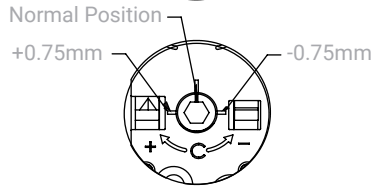
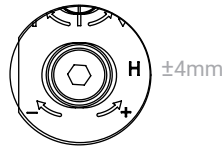
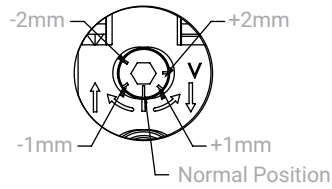
±0.75mm
compression
adjustment



±2mm vertical
adjustment



TRADITIONAL BUTT HINGE LOOK*



*Composite doors only

