

STEP INTO THE FUTURE



DG Supplyline Ltd



THE AUTOMATED LOCKING SYSTEMS THAT ARE IN A CLASS OF THEIR OWN

Whether you just want a door to automatically lock itself, or you want the remote access control options of a fully motorised system, the range of Fuhr Multitronic locks has you covered.

833 - Automatic Locking

Robust latching deadbolts automatically engage into the frame when the door is closed. Increased security thanks to a locking system that can never be forgotten. Night-time locking mode can be activated with just one turn of the key, blocking off the internal lever and engaging the central deadbolt.

834 - Autolocking With Motorised Opening

Automatic multipoint system with the same locking function as the 833 but with additional electromotive unlocking.

Ideal for applications in apartment buildings or construction projects as the unlocking function can be operated by various methods such as an intercom system, biometric scanner or radio keypad or keyfob etc.

881 - Fully Motorised

All locking and unlocking is motor driven, the lock engages itself securely once the door is closed and can be unlocked via a variety of access control methods. The highest levels of security & convenience with the flexibility to fit all applications.



INTELLIGENT AND VERSATILE

Fuhr Multitronic locks are the first choice for implementing sophisticated applications. Intelligent technology and a versatile modular system allows them to be suited to any possible application while also being suitable for timber, uPVC and aluminium doors.

The standard models include all required system components, ready for connection, in a complete kit. These can even be pre-installed into a door with all functions tested before delivery. When the door is delivered to site it merely has to be connected to a power supply and relevant access control option.



WE CAN SUPPLY A FULLY ASSEMBLED PRODUCT



- ENGAGES AUTOMATICALLY
- SECURE MULTIPOINT LOCKING
- WIRELESS CONTROL
- FULLY MOTORISED OPTIONS
- WIDE RANGE OF CONTROL CHOICES

INSTALL, CONNECT AND YOU'RE FINISHED!

The modular nature of these systems allows you to tailor the set-up to each individual project, the sheer range of options allows you to meet any specific requirements of the end user, be it on a domestic application or for use within business or construction premises.

See the back page for a step-by-step guide of the elements of the set up you can choose from.



FOR ALL ENQUIRIES, CONTACT US ON 01702 60 88 44
E-MAIL: DAN@DGSUPPLYLINE.CO.UK OR MARC@DGSUPPLYLINE.CO.UK

Component Selector

1 Choose Operation

833 834 881



2 Choose Cable

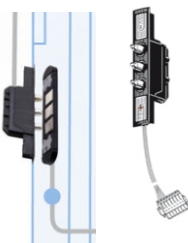
10m lock cable



Face fixed or Concealed Door Loops




Concealed tappett contact cable



3 Choose Power

Din External Power Supply



Control Box including power supply (3 & 4)

Concealed Frame Transformer



4 Choose Control Unit

Din Control Unit



Frame Control Unit



5 Choose Switch



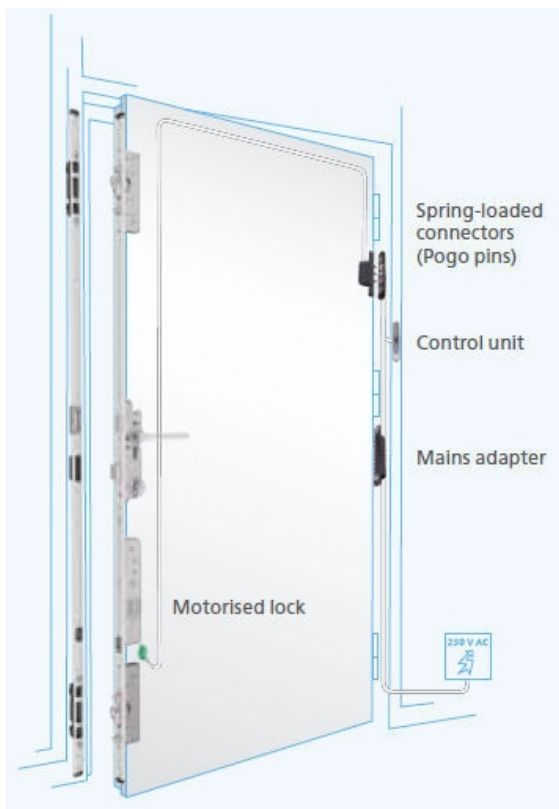
- Key Fob
- Wall Switch
- Key Pad
- Biometric Scanner
- Timer Switch
- Radio Receiver
- Entryphone
- Proximity Reader
- Etc Etc..



System Examples

FH3

Includes all components for a fully concealed system along with control unit and power supply



FH5

Entry level kit with all standard components including face-fixed door loop, ready to be connected to any type of access control unit.

